



ಬೃಹತ್ ಬೆಂಗಳೂರು ಮಹಾನಗರ ಪಾಲಿಕೆ
Bruhat Bengaluru Mahanagara Palike



BBMP COVID-19 WAR ROOM BULLETIN - 19.06.2021

BBMP / COVID-19 WAR ROOM / BULLETIN – 453/ 19.06.2021 / #BBMPfightsCOVID19



ABSTRACT OF COVID-19 CASES IN BENGALURU



	MALE	FEMALE	TRANSGENDER	MALE	FEMALE	TRANSGENDER	TOTAL	
	Last 24 Hours	Last 24 Hours	Last 24 Hours	Cumulative	Cumulative	Cumulative	Last 24 Hours	Cumulative
Positive Cases	774	489	0	7,19,724	4,84,472	130	1,263	12,04,326
Recovered Cases	1,668	1,153	0	6,66,727	4,49,806	96	2,821	11,16,629
Death Cases	13	10	0	9,787	5,643	4	23*	15,434
Total Tests Done	In Last 24 hrs : 69,504					Cumulative : 1,40,65,442		
ACTIVE CASES					72,263			

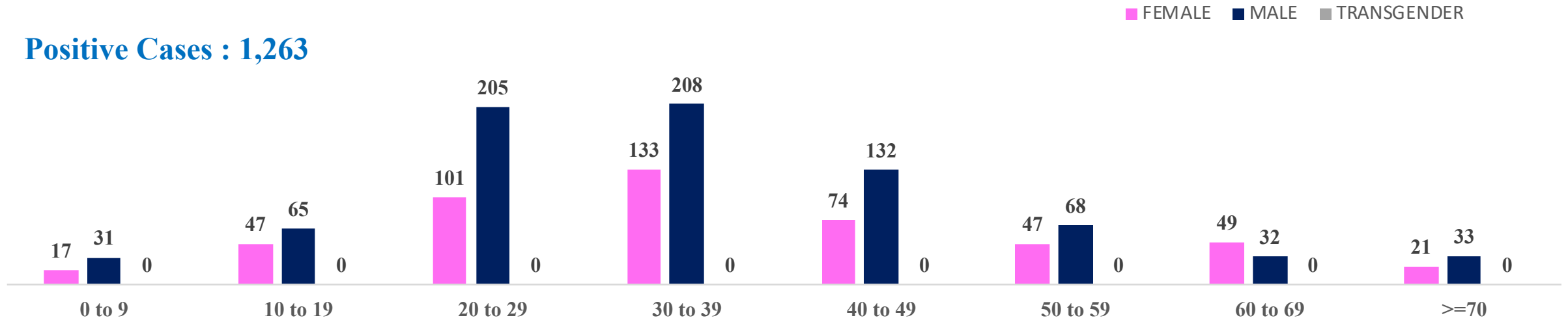
* Covid deaths occurred today : 14 | Covid deaths occurred in last 72 hours, reported today : 09



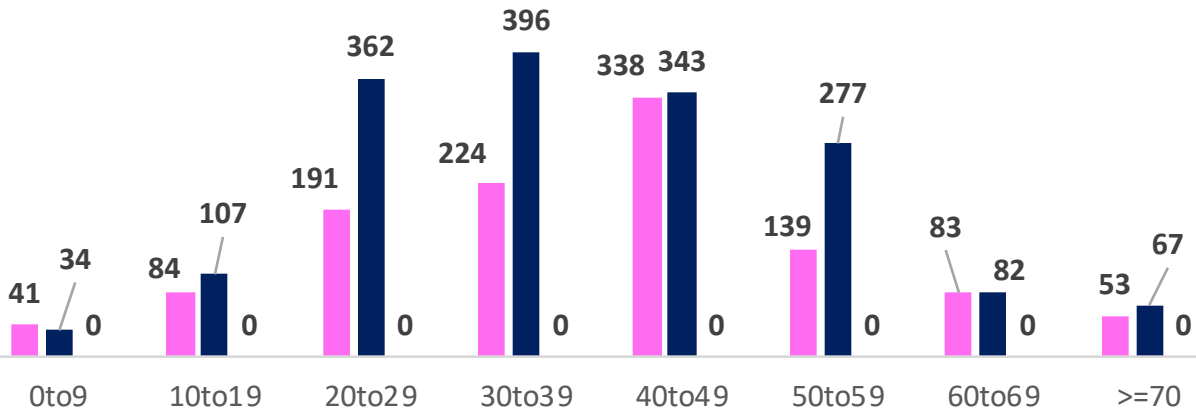
LAST 24 HOURS AGE GROUP AND GENDER WISE DISTRIBUTION



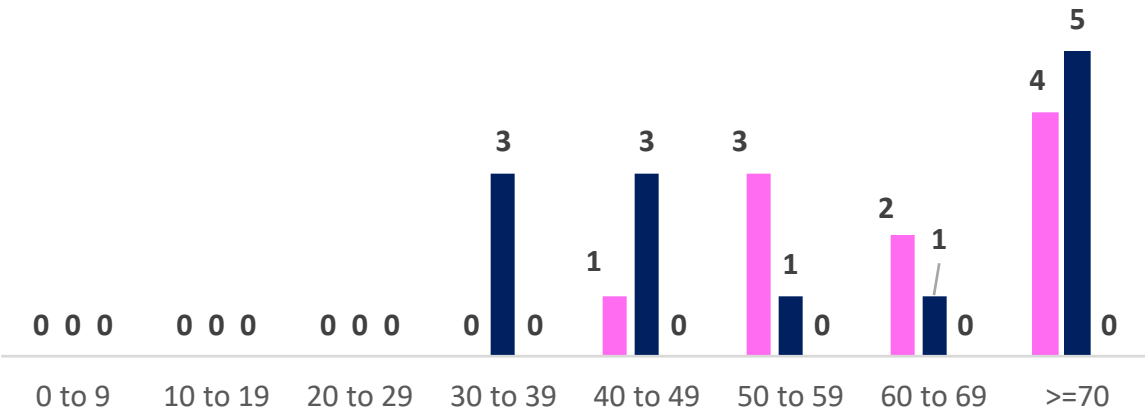
Positive Cases : 1,263



Recovered Cases : 2,821



Death Cases : 23





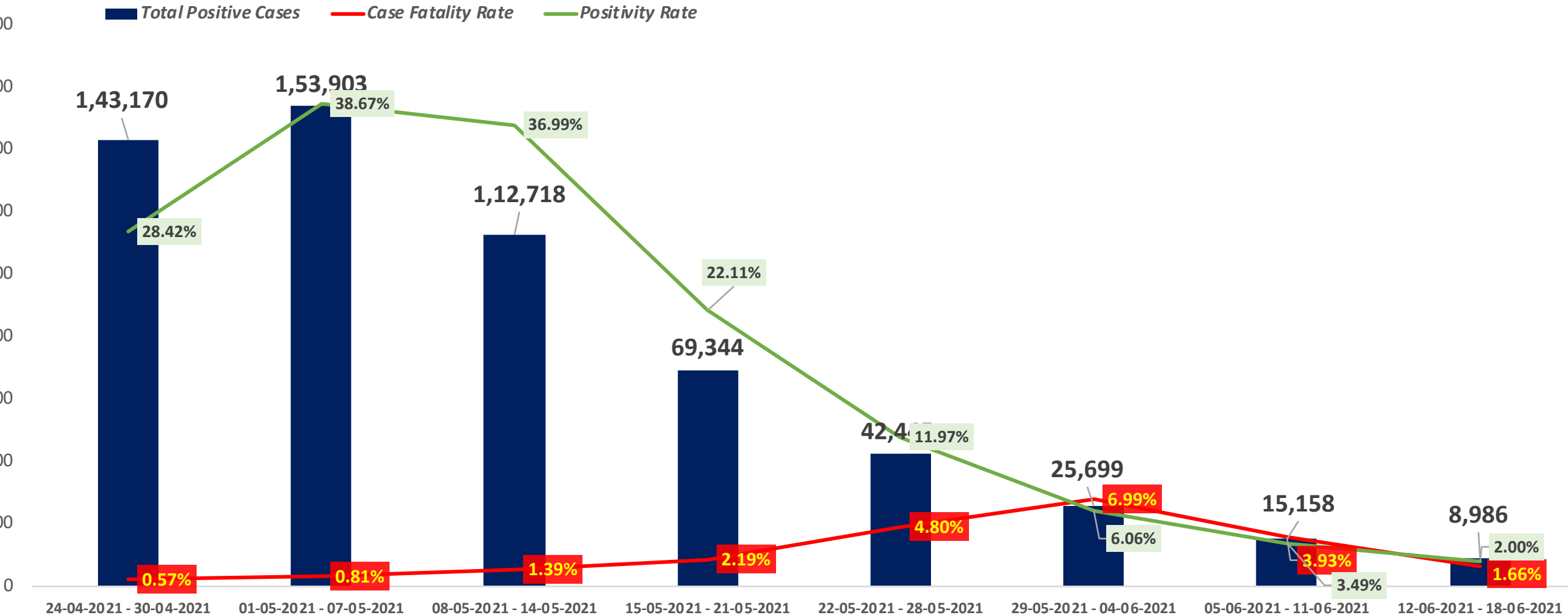
SNAPSHOT OF BENGALURU COVID-19 CASES IN LAST 8 WEEKS



	24/04/21 TO 30/04/21	01/05/21 TO 07/05/21	08/05/21 TO 14/05/21	15/05/21 TO 21/05/21	22/05/21 TO 28/05/21	29/05/21 TO 04/06/21	05/06/21 TO 11/06/21	12/06/21 TO 18/06/21
Total Positive Cases	1,43,170	1,53,903	1,12,718	69,344	42,445	25,699	15,158	8,986
Total Recovered Cases	33,534	78,903	89,117	1,73,504	1,37,343	63,257	50,574	25,369
Total Death Cases	814	1,242	1,565	1,516	2,037	1,797	596	149
Case Fatality Rate	0.57%	0.81%	1.39%	2.19%	4.80%	6.99%	3.93%	1.66%
Total Tests Conducted	5,03,691	3,98,039	3,04,707	3,13,596	3,54,500	4,24,293	4,34,633	4,50,394
Positivity Rate	28.42%	38.67%	36.99%	22.11%	11.97%	6.06%	3.49%	2.00%

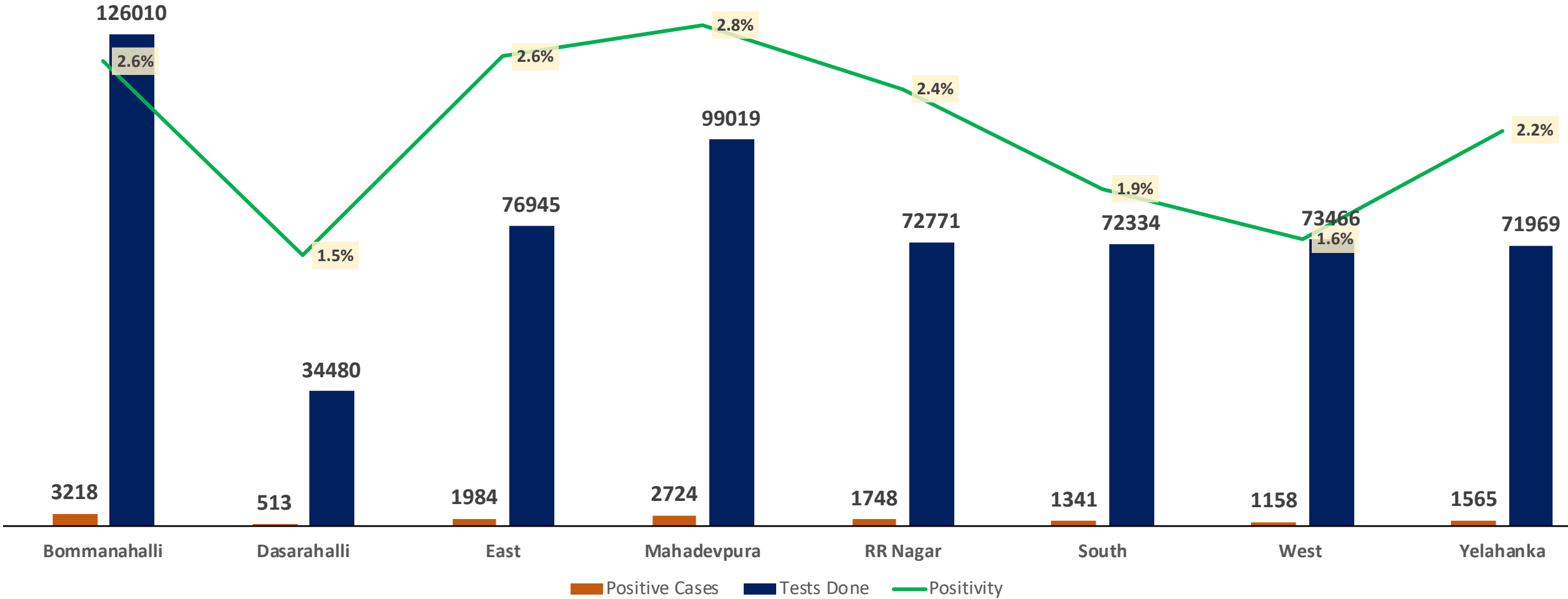


POSITIVITY AND MORTALITY RATE OF BENGALURU – LAST 8 WEEKS



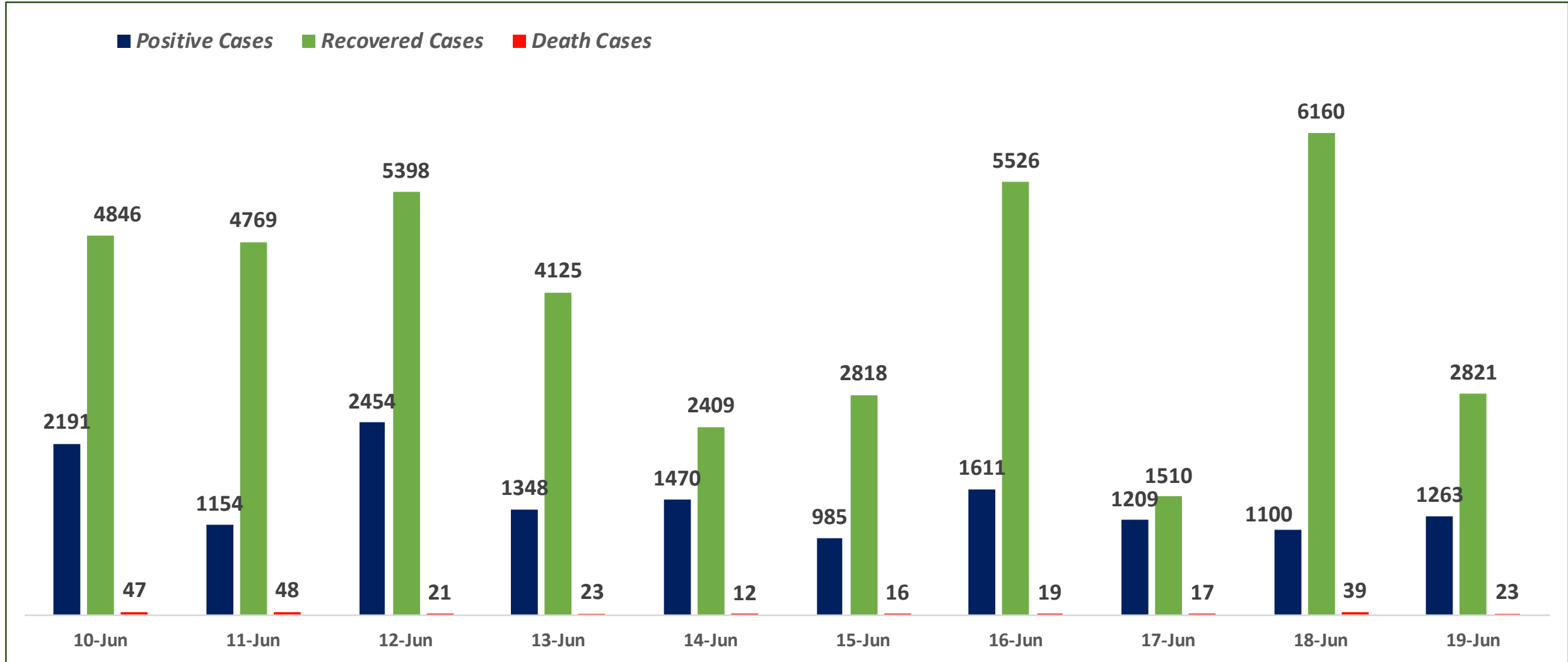


ZONE WISE POSITIVITY TREND IN LAST 10 DAYS





SNAPSHOT OF POSITIVE, RECOVERED AND DEATH CASES OVER LAST 10 DAYS ACROSS BBMP ZONES

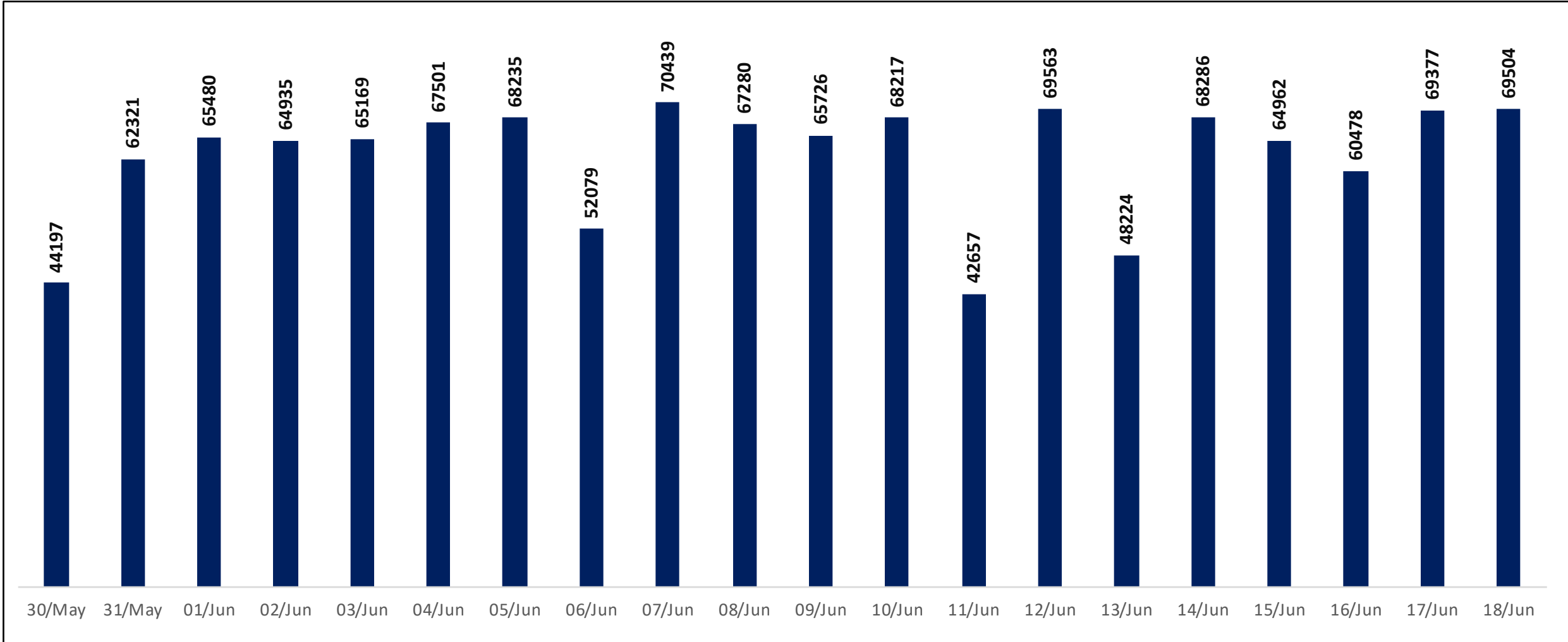




TESTING TRENDS IN BENGALURU



Total Test Conducted Till Date	Test Conducted Last 24 hours
1,40,65,442	69,504



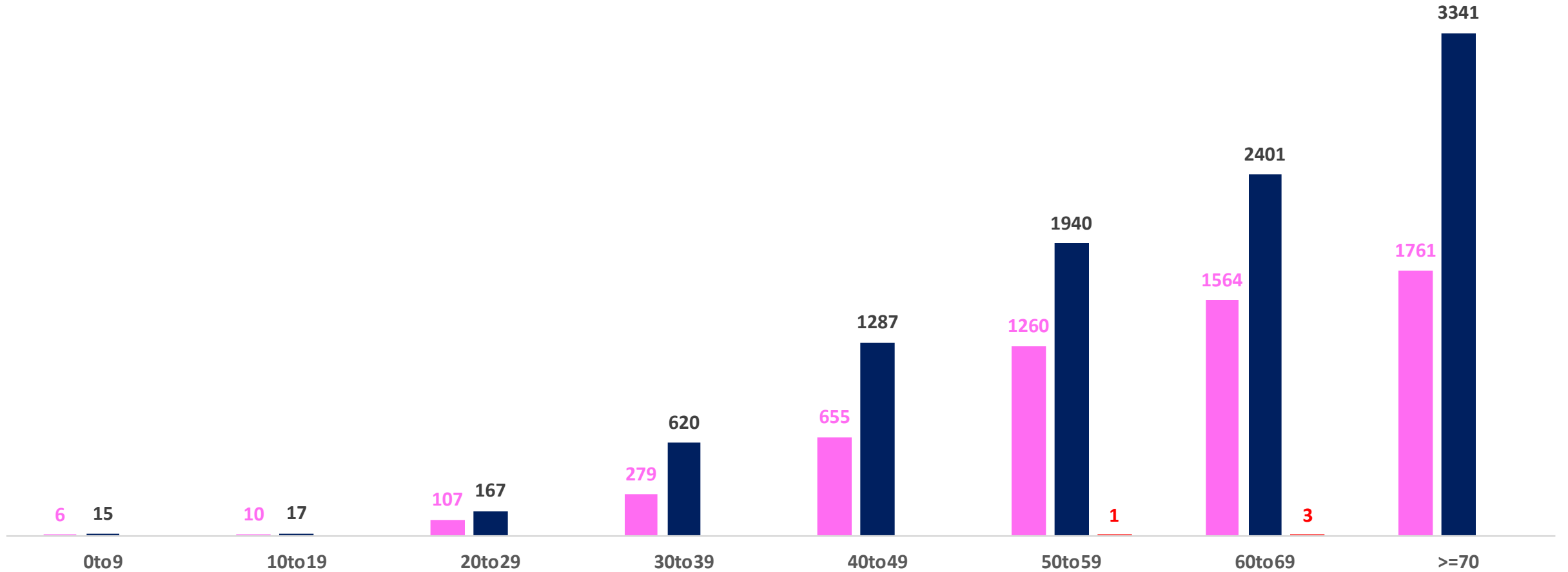


AGE AND GENDER WISE DISTRIBUTION OF DEATH CASES



Death Cases: 15,434

■ Female ■ Male ■ Transgender

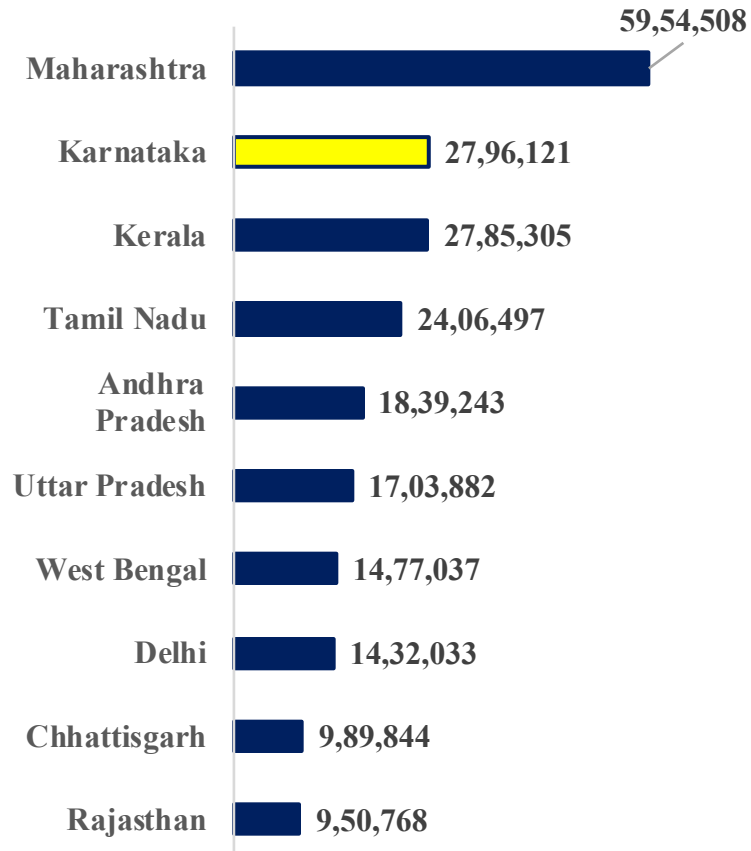




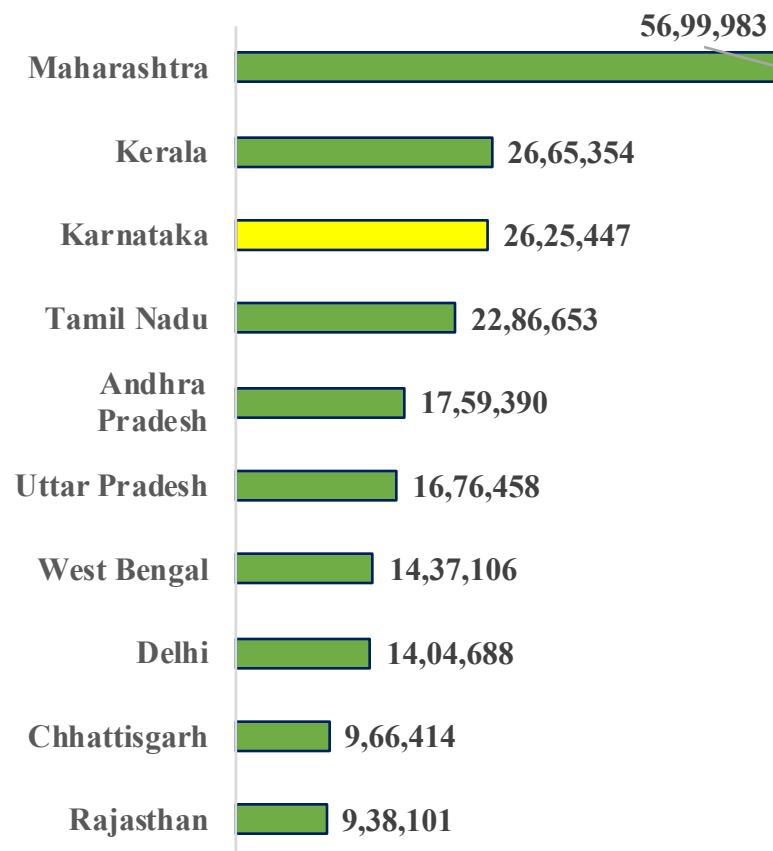
TOP 10 COVID19 AFFECTED INDIAN STATES



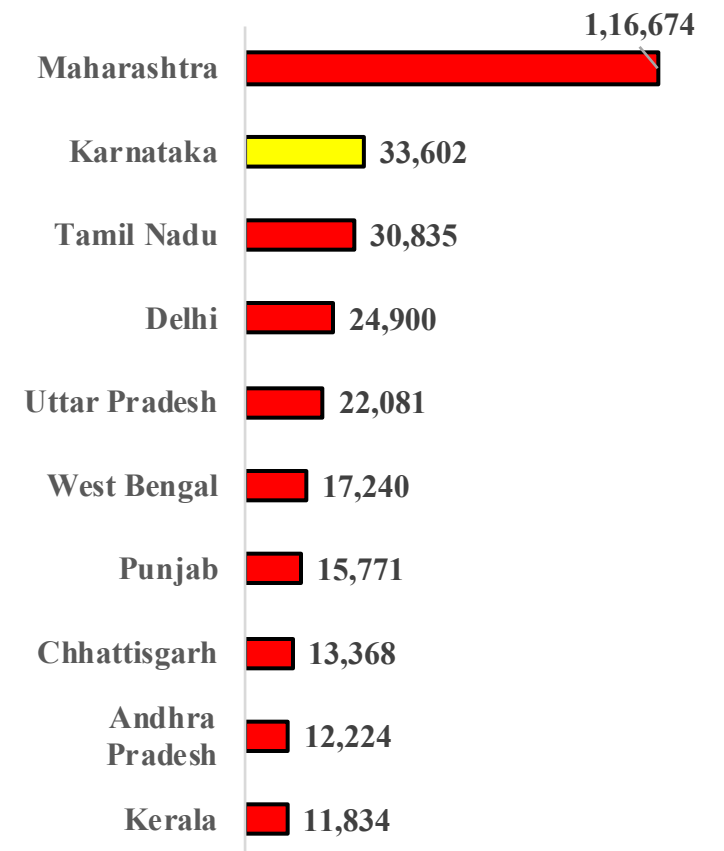
Total Positive Cases



Total Recovered Cases



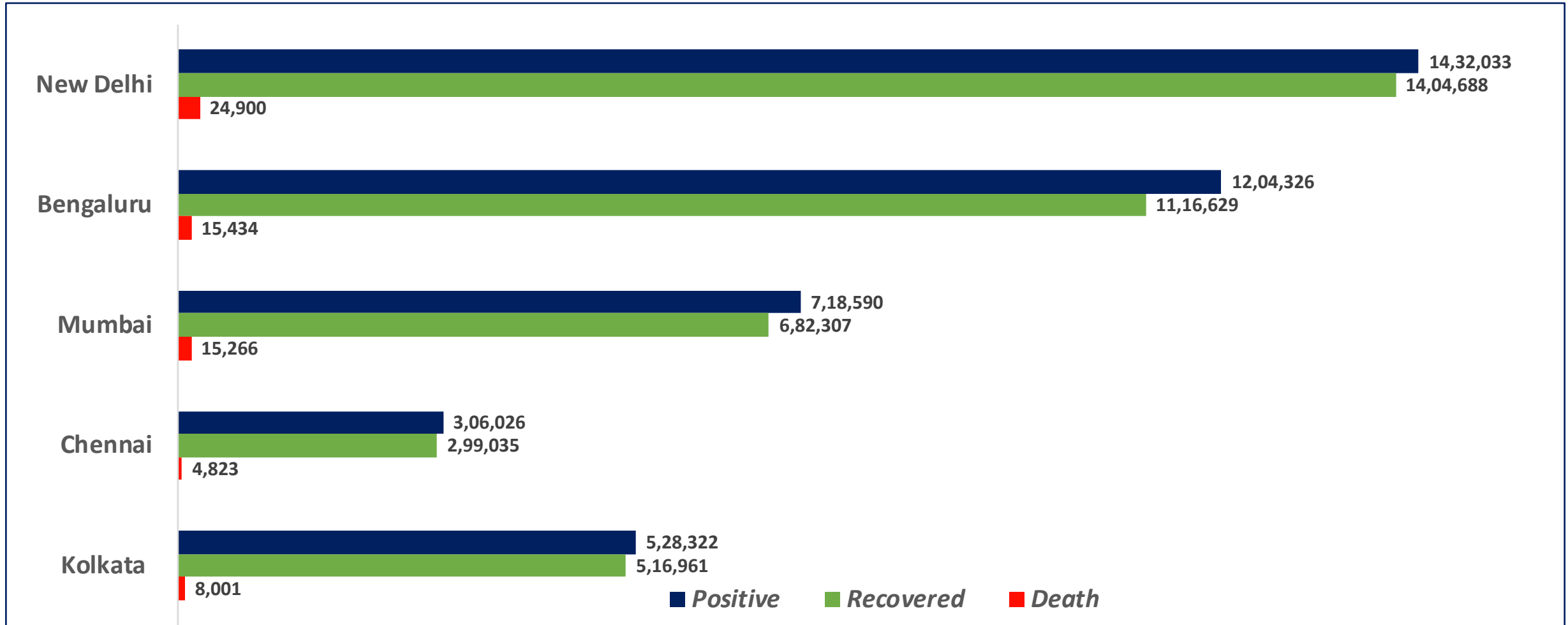
Total Death Cases



Source : <https://www.covid19india.org/> at 7:30 pm (19.06.2021)



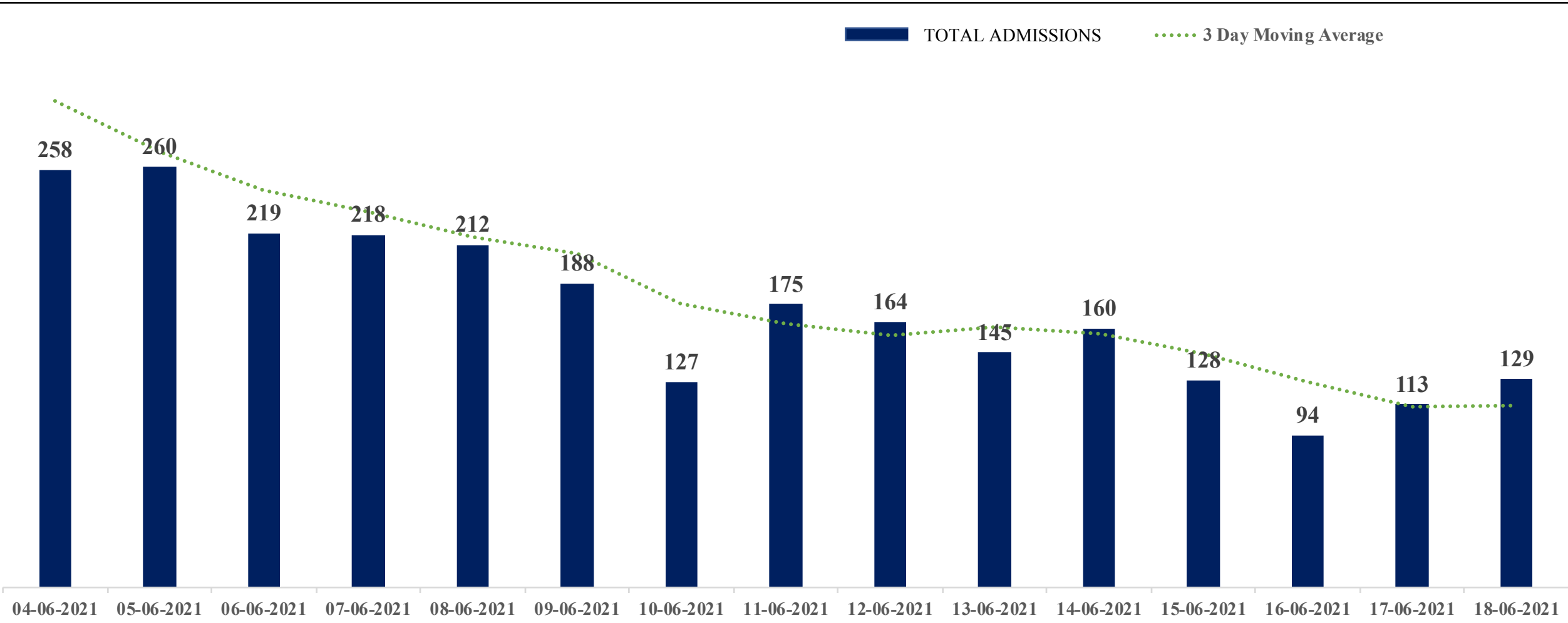
BENGALURU AND OTHER METROPOLITAN CITIES



Source : <https://www.covid19india.org/> at 7:30 pm (19.06.2021)



HOSPITAL ADMISSIONS LAST 15 DAYS TREND

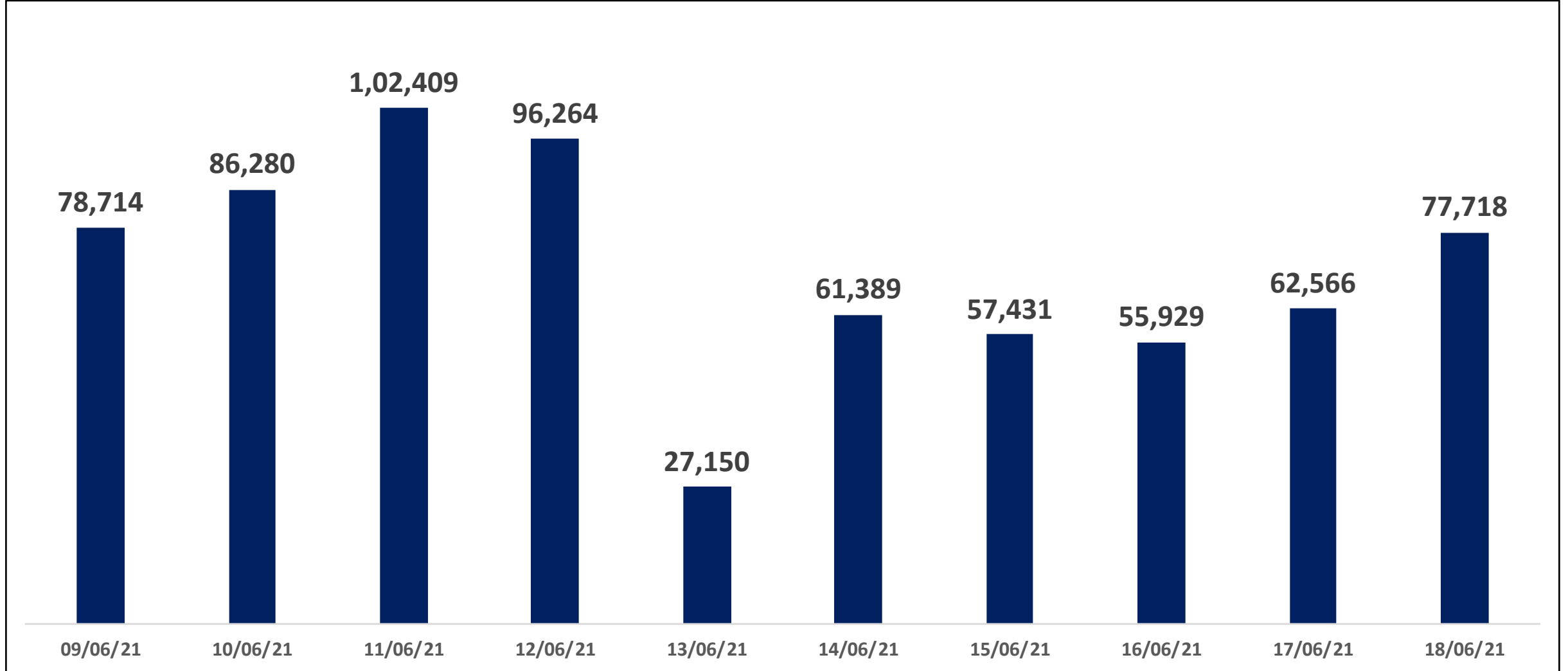


* Numbers as per Central Hospital Bed Management System (CHBMS)

* Only Fresh Admissions considered



TOTAL VACCINATION DOSES ADMINISTERED IN LAST 10 DAYS





COVID BED STATUS AS ON 19.06.2021



SR. NO.	Facility Type	No. of Hospital	Total Allocated Beds for C+ Patients					Occupied Beds for C+ Patients					Net Available Beds for C+ Patients				
			Gen Beds	HDU	ICU Beds	ICU-V	Total	Gen Beds	HDU	ICU Beds	ICU-V	Total	Gen Beds	HDU	ICU Beds	ICU-V	Total
1	Government Medical Colleges	4	20	621	53	76	770	0	73	28	25	126	20	548	25	51	644
2	Government Hospitals	17	694	228	65	162	1,149	175	84	11	72	342	519	144	54	90	807
3	Private Medical Colleges	12	3,966	2,342	136	203	6,647	30	121	49	98	298	3,936	2,221	87	105	6,349
4	Private Hospitals	144	2,652	1,743	338	221	4,954	300	331	127	133	891	2,352	1,412	211	88	4,063
5	Covid Care Centre	20	150	437	-	-	587	120	112	-	-	232	30	325	-	-	355
Total Beds		197	7,482	5,371	592	662	14,107	625	721	215	328	1,889	6,857	4,650	377	334	12,218



SNAPSHOT OF COVID-19 CASES IN BENGALURU URBAN



**Total Wards With
>100 Cases* :
40**

**Tests Conducted
On 18.06.2021:
69,504**

**Recovery
Rate:
92.72%**

**Total
Active Cases :
72,263**

**Total Vaccinated on
18.06.2021:
77,718**

**Positivity
Rate* :
2.00%**

**Active
Rate:
6.00%**

**Case
Fatality Rate* :
1.66%**



*Total positive cases In the past 10 days

*CFR and positivity is for Past 7 days



ಬೃಹತ್ ಬೆಂಗಳೂರು ಮಹಾನಗರ ಪಾಲಿಕೆ
Bruhat Bengaluru Mahanagara Palike



Download BBMP Bulletin	https://apps.bbmpgov.in/covid19/mediabulletin.php
For BBMPCovid19 Bed Status:	https://apps.bbmpgov.in/covid19/en/Bedstatus.php
To register for vaccination :	https://selfregistration.cowin.gov.in/
BBMP COVID19 Dashboard:	https://apps.bbmpgov.in/covid19/
Follow us on:	 www.facebook.com/bbmp.comm1/
	 twitter.com/BBMPCOMM

Issued by:

Honorable Chief Commissioner, BBMP
Special Commissioner Health & IT, BBMP
MD, Bengaluru Smart City Limited

THANK YOU !



ಆರೋಗ್ಯ ಮತ್ತು ಕುಟುಂಬ ಕಲ್ಯಾಣ ಇಲಾಖೆ
ಕೋವಿಡ್-19

ಸಂಕಷ್ಟದ ಕಾಲದಲ್ಲಿ ಸಕಾರಾತ್ಮಕವಾಗಿ ಯೋಚಿಸಿ! ನಾವು ಗೆಲ್ಲುತ್ತಿದ್ದೇವೆ!
ಸೋಂಕಿಗೆ ತುತ್ತಾಗುತ್ತಿರುವವರಿಗಿಂತ ಆಸ್ಪತ್ರೆಯಿಂದ
ಗುಣಮುಖರಾಗಿ ಹೊರಗೆ ಬರುತ್ತಿರುವವರ ಸಂಖ್ಯೆ ಹೆಚ್ಚುತ್ತಿದೆ.





World Health Organization | unicef

ಮಾಸ್ಕ್ ಧರಿಸಿ
Mask Up
KARNATAKA

ಪುರ, ನಗರ, ಕೆಮ್ಮು ತರವದ ಕೋವಿಡ್-19 ಲಕ್ಷಣಗಳಿದ್ದಲ್ಲಿ ಆಸ್ಪತ್ರೆ ಸಹಾಯವಾಣಿ
14410 ಗೆ ಕರೆ ಮಾಡಿ ಅಥವಾ ಬೆಂಗಳೂರು ಕೋವಿಡ್ ಸಹಾಯವಾಣಿ 1912 ಗೆ ಕರೆ ಮಾಡಿ
ಹೆಚ್ಚಿನ ಮಾಹಿತಿಗಾಗಿ 24x7 ಉಚಿತ ಆರೋಗ್ಯ ಸಹಾಯವಾಣಿ 104ಕ್ಕೆ ಕರೆ ಮಾಡಿ
ಎಲ್ಲರಿಗೂ ಆರೋಗ್ಯ, ಎಲ್ಲೆಡೆಯೂ ಆರೋಗ್ಯ